



ASSOCIATION EUROPÉENNE DE VOLAILLES RURALES
EUROPEAN RURAL POULTRY ASSOCIATION

Recommended biosecurity measures for rural poultry

Manage your production units

You must manage your farm with production units (PU) that are sanitarly independent.

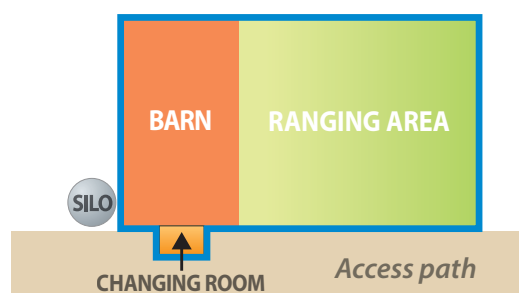
Each PU :

- must be physically limited by walls for barns and nettings for ranging areas
- must contain only one type of poultry : palmipeds or gallinaceans
- should only contain poultry of the same age
- must have a changing room in good shape, which allows the independent sanitary management of the PU.

Examples of production units (PU) :

Farm with open air area

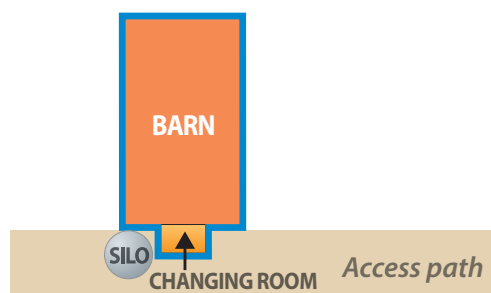
PU = changing room + barn + ranging area



Delimitation of the PU zone.

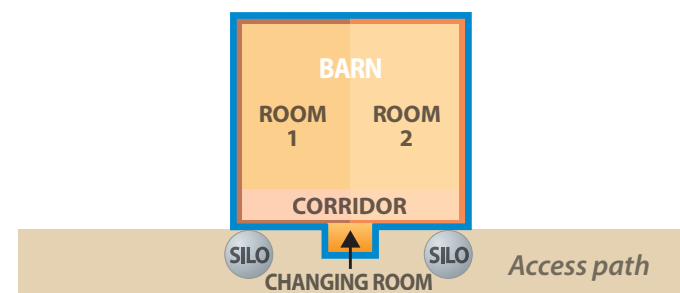
Early rearing farm

PU = changing room + barn



In the case of a barn with several pens


PU = changing room + barn (pens and corridor)



Separate poultry species

Palmipeds (ducks, geese) and gallinaceans (chickens, guinea fowls, turkeys) must not be reared in the same production units.

They must not come into contact with each other because they don't react in the same way with the avian influenza virus.



Protect feed and water

If you have a free-range farming system, the ranging areas must not have water or feed points because that could attract wild birds.


ERPA recommends to feed and water only inside the buildings. If impossible, protect these water/feed points from wild birds with a roof and netting.



Protect your poultry

In case of an important risk of introduction of avian influenza by wild birds, it is recommended to keep the poultry inside the building (if animal welfare allows it), or to reduce the size of the ranging area (water points must be excluded from the ranging area).

It is important to follow the recommendations of your veterinary authorities on the most appropriate approach for your case.



For any information : contact@erpa-ruralpoultry.eu